



# OER Growers Autumn Season 2012

## agriMoodle

### Participating in a course



This work is licensed under a  
Creative Commons Attribution-  
NonCommercial-ShareAlike 3.0  
Unported License.

Araksia Kantikian

# CONTENT

- ◉ Available courses
- ◉ Content of the course
- ◉ User area
- ◉ Accessing a document
- ◉ Accessing a url
- ◉ Participating in a chat
- ◉ Participating in a forum

# AVAILABLE COURSES



The screenshot shows the AgriMoodle website interface. The header features the AgriMoodle logo on the left and a login status message on the right: "Δεν έχετε εισέλθει. (Είσοδος)" with a language dropdown set to "Ελληνικά (el)". Below the header is a green navigation bar with links for "Home", "Moodle community", and "About", and a date display for "October 21, 2012".

The main content area is divided into a left sidebar and a central section. The sidebar contains a "Κύριο μενού" (Main menu) with links to "Site news" and "Μαθήματα" (Courses). The central section displays "Site news" and a list of available courses under the heading "Μαθήματα". A green circle highlights the course list, and a green arrow points from the text "Here you can see the available courses" to it. The courses listed are:

- V-3DAS Training
- French V-3DAS Training
- Italian V-3DAS Training
- Spanish V-3DAS Training
- Greek V-3DAS Training
- OER Growers
- OER Growers Summer 2012

Below the course list are links to "Collapse all" and "Expand all". At the bottom of the central section is a search bar labeled "Αναζήτηση μαθημάτων:" with a "Μεταβείτε" (Go) button.

The right sidebar contains a logo, a "Συνδεδεμένοι Χρήστες" (Logged in Users) section showing 5 users, and a "Ημερολόγιο" (Calendar) section for October 2012. The calendar table is as follows:

Δευ	Τρι	Τετ	Πεμ	Παρ	Σαβ	Κυρ
1	2	3	4	5	6	7
8	9	10	11	12	13	14
15	16	17	18	19	20	21
22	23	24	25	26	27	28
29	30	31				


Below the calendar is a "Πρόσφατη δραστηριότητα" (Recent activity) section.

# CONTENT OF THE COURSE

3 3ο Σεμινάριο

← Title

Πρόγραμμα τρίτου σεμιναρίου & τρίτου online σεμιναρίου


 [OER Growers Summer 1 Seminar 3 & Online Seminar 3 Agenda](#)

Σύνδεσμος για τη τρίτη διαδικτυακή εκπαίδευση

 [Link to the third online seminar](#)

i) Τεχνικές αναζήτησης και τεκμηρίωσης σε διαδικτυακές πύλες και πηγές: OER Commons

[Vassilis Protonotarios - Agronomist]

 [Link to OER commons](#)

ii) Εισαγωγή σε πολυμεσικά εργαλεία παρουσίασης I: Flickr

[Vania Triperina, Computer Engineer]

← Description

 [OER Growers - flickr](#)

← Content

Σελίδα wiki για το flickr:

 [Link to a wiki about flickr](#)

# USER AREA

The screenshot shows the Moodle user area interface. A large green oval highlights the central content area, which includes 'Site news', 'Courses', and a 'Search courses' field. Annotations with arrows point to specific elements: 'Profile settings' points to the 'Settings' link in the left sidebar; 'News and courses' points to the central content area; 'Calendar' points to the 'Calendar' widget in the right sidebar; and 'Recent activities' points to the 'Recent activity' widget in the right sidebar.

**Left Sidebar:**

- Main menu**
  - [Site news](#)
- Navigation**
  - [Home](#)
  - [My home](#)
  - [agrimoodle](#)
  - [My profile](#)
  - [My courses](#)
- Settings**
  - [My profile settings](#)

**Central Content Area:**

- Site news**  
(No news has been posted yet)
- Courses**
  - [V-3DAS Training](#)
    - [French V-3DAS Training](#)
    - [Italian V-3DAS Training](#)
    - [Spanish V-3DAS Training](#)
    - [Greek V-3DAS Training](#)
  - [OER Growers](#)
    - [OER Growers Summer 2012](#)

Search courses:

**Right Sidebar:**

- Online users**  
(last 5 minutes)  
[Kwnstantina Kolli](#)
- Messages**  
No messages waiting  
[Messages](#)
- Calendar**  
October 2012  

Mon	Tue	Wed	Thu	Fri	Sat	Sun
1	2	3	4	5	6	7
8	9	10	11	12	13	14
15	16	17	18	19	20	21
22	23	24	25	26	27	28
29	30	31				
- Recent activity**  
Activity since Friday, 19 October 2012, 07:11 PM  
[Full report of recent activity...](#)  
Nothing new since your last login

# ACCESSING A DOCUMENT

- In order to open a resource or an activity of a course, you must select the name of the corresponding resource, by clicking on it.

ii) Εισαγωγή σε πολυμεσικά εργαλεία παρουσίασης I: Flickr

[Valia Triperina, Computer Engineer]



[OER Growers - flickr](#)



# ACCESSING A URL

- ◉ When you click in a content that is a URL to another web site, the browser is redirecting you to that web site.

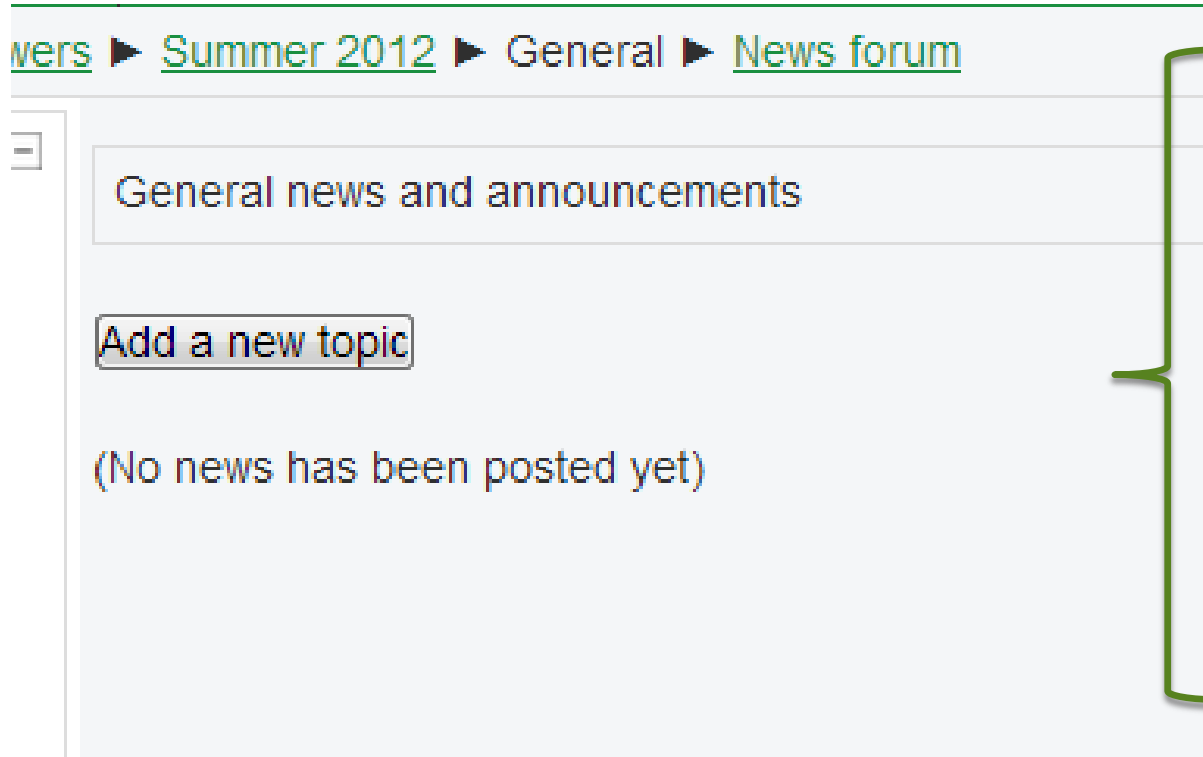


# PARTICIPATING IN A CHAT

- The chat activity gives the opportunity to the agriMoodle users to discuss with each other in real time. The chat is available by clicking the highlighted name next to the chat image. When the user press the link, it redirects him to a web page with the following choices “Click here to enter the chat now”, “Use more accessible interface” and “View past chat sessions”. So as to enter the chat, the user must press “Click here to enter the chat”.



# PARTICIPATING IN A FORUM



You can  
add a  
topic or  
participat  
e at an  
existing  
forum